

## Supercar Challenge - Race 1

FINAL RESULT

2 - 4 October 2015  
Spa Francorchamps - 7004 mtr.

### Super GT Division Min 2,8 Kg per HP (driver included)

Pos	Nbr	Name / Entrant	Car	Gap	Diff	Total time	Fastest	In
1	181	Shahin-Enge Reiter Engineering	Lamborghini Gallardo R-EX	-- 25 laps --		1:02:25.434	2:20.479	14
2	131	Storm-Bouwhuis Storm-Taa Point Motorsport	BMW Z4 GT3	55.289	55.289	1:03:20.723	2:23.735	8
3	101	Grouwels-Snoeks Team RaceArt	Dodge Viper GT3-R	57.503	2.214	1:03:22.937	2:20.009	16
4	174	Morcillo-Cintrano Neil Garner Motorsport	Mosler MT900R	1:14.271	16.768	1:03:39.705	2:23.036	9
5	121	Köhler-Kuijser Divitec Racing	Solution F V8	1:34.101	19.830	1:03:59.535	2:25.380	3
6	171	Lequeux-Naveaux-Ueberecken Prime Racing	Ginetta Nissan LMP3	-- 24 laps --		1:02:30.079	2:28.569	5
7	102	Henry Zumbrink Volvo Reede Racing by DayVTec	Volvo S60 V8	-- 19 laps --		50:55.418	2:23.769	3

NOT CLASSIFIED Classification Limit (75% of 25 laps) = 18 laps

DNC	106	Koebolt-Caransa DayVTec	Volvo S60 V8	8 laps		19:30.583	2:24.212	3
DNC	110	Vandierendonck-van Hooydonk Shipex SRT Racing	Corvette	7 laps		17:19.029	2:24.839	4
DNS	173	Berry van Elk BlueBerry Racing	Mosler MT900R	0 laps				0

### GTB Division Min. 3.7 Kg per HP (driver included)

Pos	Nbr	Name / Entrant	Car	Gap	Diff	Total time	Fastest	In
1	305	Dontje-Kool DayVTec	Corvette GT4	-- 24 laps --		1:02:31.616	2:27.269	3
2	336	Simon Atkinson Backdraft Motorsport	Dodge Viper	14.793	14.793	1:02:46.409	2:31.704	16
3	399	Lamster-Molenaar Euroseal / EMG Motorsport	Porsche 997 GT3	27.477	12.684	1:02:59.093	2:27.101	3
4	302	Marcel van Berlo Van Berlo Racing	Porsche 997 GT3	49.504	22.027	1:03:21.120	2:33.294	18
5	369	Aart Bosman ABW Racing	Porsche 997 GT3	1:00.603	11.099	1:03:32.219	2:33.082	4
6	351	Hayes-Lindsay Intersport Racing	Lamborghini Gallardo	2:16.750	1:16.147	1:04:48.366	2:32.655	18
7	309	Dirk Schulz Topper Team	Porsche 997 GT3	-- 23 laps --		1:03:45.460	2:39.554	23
8	343	Daan Meijer Lammertink Racing	Porsche 997 GT3	-- 22 laps --		58:16.206	2:33.085	2
9	312	Verhelst-Verheyen GHK Racing (Speedlover)	Porsche 991	4:25.535	4:25.535	1:02:41.741	2:33.917	22
10	350	Donaldson-Clarke Intersport Racing	Porsche 997 GT3	-- 18 laps --		50:59.991	2:33.632	2



NOT CLASSIFIED Classification Limit (75% of 25 laps) = 18 laps

DNC	375	Ward Sluys Prodiexo Racing	BMW M4 Silhouette	2 laps		5:15.911	2:33.560	2
-----	-----	-------------------------------	-------------------	--------	--	----------	----------	---

Fastest time : 2:20.009 in lap 16 by nbr. 101 : Team RaceArt (Dodge Viper GT3-R)

Results and Laptimes : [www.raceresults.nu](http://www.raceresults.nu)

Timekeeping by : RSTime by TimeService.nl

Clerk of the Course  Bobbe Veldkamp Lic: 10710	Steward	Timekeeper  Harald Roelse	Publication-time  
Page 1 of 2	Results remain provisional pending technical examination and decisions from the stewards of the meeting		

## Supercar Challenge - Race 1

### FINAL RESULT

2 - 4 October 2015  
Spa Francorchamps - 7004 mtr.

### Supersport Division Min 4,5 Kg per HP (driver included)

Pos	Nbr	Name / Entrant	Car	Gap	Diff	Total time	Fastest	In
1	402	Bogaerts-van der Aa European Staffing by JR Motorsport	BMW M3 E90 WTCC	-- 24 laps --		1:04:10.005	2:34.137	23
2	471	van Loon-van der Kooi Van der Kooi Racing	Lotus Exige	1.313	1.313	1:04:11.318	2:34.622	18
3	421	van Bellingen-van Rompuy EMG Motorsport	BMW WTCC	-- 23 laps --		1:03:43.979	2:37.846	13
4	422	Dennis Houweling Ferry Monster Autosport	Seat Sport Leon Cup Racer	9.886	9.886	1:03:53.865	2:38.371	7
5	444	Ronald van Loon BlueBerry Racing	BMW E46 M3	11.368	1.482	1:03:55.347	2:39.573	22
6	412	Eric van den Munckhof Munckhof Racing / vd Pas Racing	BMW Z4	55.214	43.846	1:04:39.193	2:36.811	6
7	452	Michael Smith PDS Racing	Seat Leon Supercoppa MKII	1:19.187	23.973	1:05:03.166	2:43.599	7

NOT CLASSIFIED Classification Limit (75% of 25 laps) = 18 laps

DNC	432	Neary-Short Rollcentre Racing	BMW M3 V8	16 laps		43:37.227	2:34.183	15
DNC	403	de Groot-de Graaf JR Motorsport	BMW 132 GTR	6 laps		23:03.747	2:38.952	4
DNC	405	Luc de Cock Deldiche Racing	Lotus 2/11 GT4	5 laps		13:48.534	2:38.854	3
DNC	420	de Borst-de Kleijn FEBO Racing Team / FMA	Seat Sport Leon Cup Racer	3 laps		8:29.656	2:37.974	2
DNC	489	Guino Kenis G&A Racing	BMW E92 M3 GT4	2 laps		5:46.318	2:37.685	2
DNS	451	Rijnbeek AT Motorsport	ATR3	0 laps				0

### Sport Division Min. 5.6 Kg per HP (driver included)

Pos	Nbr	Name / Entrant	Car	Gap	Diff	Total time	Fastest	In
1	555	Bergsma-de Jong Van der Kooi Racing	Lotus Exige	-- 22 laps --		1:03:48.431	2:45.217	17
2	505	Voet-van den Broeck Traxx Racing	Peugot RCZ	7.572	7.572	1:03:56.003	2:47.427	15
3	513	Kim Troeijen AT Motorsport	Ford Focus Silhouette	49.038	41.466	1:04:37.469	2:49.292	18
4	525	Griffin-Bressington West Suffolk Racing	BMW E36 M3	1:01.303	12.265	1:04:49.734	2:48.742	5
5	504	Rob Nieman Spirit Racing	Renault Clio RS 2.0	1:04.336	3.033	1:04:52.767	2:51.070	4
6	545	Niels Kool DavVTec	Renault Clio	1:04.441	0.105	1:04:52.872	2:48.624	9
7	546	Wiebe Wytzes EMG Motorsport	Renault Clio 3	1:10.231	5.790	1:04:58.662	2:49.299	18

Time penalty of 10s for ignoring track limits: Cars# 351, 412, 525



Time penalty of 30s for ignoring track limits: Car# 421

Fastest time : 2:20.009 in lap 16 by nbr. 101 : Team RaceArt (Dodge Viper GT3-R)

Results and Laptimes : [www.raceresults.nu](http://www.raceresults.nu)

Timekeeping by : RSTime by TimeService.nl

Publication-time

Clerk of the Course  Bobbe Veldkamp Lic: 10710	Steward	Timekeeper  Harald Roelse	
Page 2 of 2	Results remain provisional pending technical examination and decisions from the stewards of the meeting		